





**Brighton & Hove
City Council**

Community Safety Forum

Title:	Community Safety Forum
Date:	9 June 2014
Time:	4.00pm
Venue	Council Chamber, Hove Town Hall
Members:	Councillors: J Kitcat (Chair), Simson (Opposition Spokesperson), Daniel (Opposition Spokesperson), Barnett, Carden, Deane, Mac Cafferty, Pidgeon, Robins and Wakefield, Representatives from Communities of Interest
Contact:	Ross Keatley Acting Democratic Services Manager 01273 291064 ross.keatley@brighton-hove.gov.uk

	The Town Hall has facilities for wheelchair users, including lifts and toilets
	An Induction loop operates to enhance sound for anyone wearing a hearing aid or using a transmitter and infra red hearing aids are available for use during the meeting. If you require any further information or assistance, please contact the receptionist on arrival.
	<p align="center">FIRE / EMERGENCY EVACUATION PROCEDURE</p> <p>If the fire alarm sounds continuously, or if you are instructed to do so, you must leave the building by the nearest available exit. You will be directed to the nearest exit by council staff. It is vital that you follow their instructions:</p> <ul style="list-style-type: none"> • You should proceed calmly; do not run and do not use the lifts; • Do not stop to collect personal belongings; • Once you are outside, please do not wait immediately next to the building, but move some distance away and await further instructions; and • Do not re-enter the building until told that it is safe to do so.

COMMUNITY SAFETY FORUM

The following are requested to attend the meeting:

Representatives from Statutory Services:

Brighton & Hove Primary Care Trust	Surrey and Sussex Probation Trust
British Transport Police	Youth Offending Team
East Sussex Fire and Rescue Service	Partnership Community Safety Team

Representatives of Local Action Teams

Bevendean	Moulsecoomb
Brighton Old Town	North Laine Community Association
Bristol Estate Community Association	Patcham
Brunswick & Adelaide	Portland Road & Clarendon
Brunswick & Regency Neighbourhood Action Group	Portslade
Central Hove	Preston Park & Fiveways
Clarendon	Queens Park
Clifton, Montpelier & Powis Community Alliance	Queens Park & Craven Vale
Coldean	Rottingdean
Coombe Road	Saunders Park Partnership
Craven Vale	Seafront
Craven Vale Community Association & LAT	St James's Street
Elm Grove	Stanmer
Goldsmid	Stanmer & Coldean
Hangleton & Knoll Community Action Forum	Tarner
Hanover & Elm Grove	West Hove Forum
Hollingbury	West Saltdean
Hollingdean	Whitehawk
Kemptown Action Group & Tarner	Whitehawk Crime Prevention Forum
London Road	Withdean
Marina	Woodingdean
Meadowview & Tenantry	

Other Co-opted Members

Age Concern	LGBT Community Safety Forum
Area Housing Panels	Sussex Central YMCA
Brighton & Hove Community and Voluntary Sector Forum	Neighbourhood Watch
Brighton and Hove Federation of Disabled People	Older People's Council
Brighton and Hove Mediation Service	Racial Harassment Forum
Business Crime Reduction Partnership	RISE
Independent Advisory Group Sussex Police	Victim Support
Domestic Violence Forum	Young People's Centre

AGENDA

1. PROCEDURAL BUSINESS

(a) **Declaration of Substitutes:** Where Councillors are unable to attend a meeting, a substitute Member from the same Political Group may attend, speak and vote in their place for that meeting.

(b) **Declarations of Interest:**

- (a) Disclosable pecuniary interests not registered on the register of interests;
- (b) Any other interests required to be registered under the local code;
- (c) Any other general interest as a result of which a decision on the matter might reasonably be regarded as affecting you or a partner more than a majority of other people or businesses in the ward/s affected by the decision.

In each case, you need to declare

- (i) the item on the agenda the interest relates to;
- (ii) the nature of the interest; and
- (iii) whether it is a disclosable pecuniary interest or some other interest.

If unsure, Members should seek advice from the committee lawyer or administrator preferably before the meeting.

(d) **Exclusion of Press and Public:** To consider whether, in view of the nature of the business to be transacted, or the nature of the proceedings, the press and public should be excluded from the meeting when any of the following items are under consideration.

NOTE: Any item appearing in Part 2 of the Agenda states in its heading either that it is confidential or the category under which the information disclosed in the report is exempt from disclosure and therefore not available to the public.

A list and description of the categories of exempt information is available for public inspection at Brighton and Hove Town Halls.

2. MINUTES OF THE PREVIOUS MEETING

1 - 10

Minutes of the meeting held on 3 March 2014.

3. CHAIR'S COMMUNICATIONS

COMMUNITY SAFETY FORUM

4. PUBLIC INVOLVEMENT

To consider the following matters raised by members of the public:

- (a) **Petitions:** to receive any petitions presented by members of the public to the full council or at the meeting itself;
- (b) **Written Questions:** to receive any questions submitted by the due date of 12 noon on the (2 June 2014);
- (c) **Deputations:** to receive any deputations submitted by the due date of 12 noon on the (2 June 2014).

5. MEMBER INVOLVEMENT

To consider the following matters raised by councillors:

- (a) **Petitions:** to receive any petitions submitted to the full Council or at the meeting itself;
- (b) **Written Questions:** to consider any written questions;
- (c) **Letters:** to consider any letters;
- (d) **Notices of Motion:** to consider any Notices of Motion referred from Council or submitted directly to the Committee.

6. 'YOU SAID, WE DID'

Update on matters arising from the previous meeting.

7. REPORT FROM THE POLICE & CRIME PANEL

There are no minutes to be reported to this meeting of the Forum.

8. CRIME TRENDS AND PERFORMANCE IN BRIGHTON & HOVE: POSITION UP TO MARCH 2014

11 - 22

Report of the Head of Community Safety (copy attached).

9. UPDATE FROM THE BOROUGH COMMANDER ON CHANGES TO EAST SUSSEX FIRE & RESCUE SERVICES

Mark Matthews to lead the discussion from East Sussex Fire & Rescue Services.

10. THE NEW ANTI-SOCIAL BEHAVIOUR ACT

Presentation by Peter Castleton – Community Safety Manager.

11. DEALING WITH BUSINESS CRIME

A presentation by the Business Crime Reduction Partnership: Lisa Peretta.

12. SUPPORTING YOUNG PEOPLE

A Presentation by the Manager of the Youth Offending Service: Anna Gianfrancesca.

COMMUNITY SAFETY FORUM

13. MANAGEMENT OF UNAUTHORISED ENCAMPMENTS

Presentation by Rachel Chassaud: Head of Tenancy Services.

14. DATES OF FUTURE MEETINGS

The remaining dates for the 2014/15 municipal year:

- 6 October 2014
- 2 March 2015

The City Council actively welcomes members of the public and the press to attend its meetings and holds as many of its meetings as possible in public. Provision is also made on the agendas for public questions to committees and details of how questions can be raised can be found on the website and/or on agendas for the meetings.

The closing date for receipt of public questions and deputations for the next meeting is 12 noon on the fifth working day before the meeting.

Agendas and minutes are published on the council's website www.brighton-hove.gov.uk. Agendas are available to view five working days prior to the meeting date.

Meeting papers can be provided, on request, in large print, in Braille, on audio tape or on disc, or translated into any other language as requested.

For further details and general enquiries about this meeting contact Ross Keatley, (01273 291064, email ross.keatley@brighton-hove.gov.uk) or email democratic.services@brighton-hove.gov.uk

Date of Publication - Friday, 30 May 2014

BRIGHTON & HOVE CITY COUNCIL**COMMUNITY SAFETY FORUM****4.00pm 3 MARCH 2014****COUNCIL CHAMBER, HOVE TOWN HALL****MINUTES**

Present: Councillor J Kitcat (Chair); Simson (Opposition Spokesperson), Morgan (Opposition Spokesperson), Barnett, Mac Cafferty, Phillips and Robins

Sussex Police: Chief Superintendent Nev Kemp, Inspector Gareth Davies

Communities of Interest: Francis Tonks (Older People's Council), Councillor Bowden (Queens Park LAT), Christine El-Shabba (Whitehawk Crime Prevention Forum), Mark Green (Brighton & Hove Mediation Service), Gail Gray (Domestic Violence Forum), Su Hansen (Moulsecoomb LAT), Sylvia Howell (Bevendean LAT), John McPhillips (Tarnar LAT), Councillor Marsh (Coombe Road LAT), Derek Peacock (Independent Advisory Group, Sussex Police), Brian Simmons (Moulsecoomb LAT), Clare Tikly (Goldsmid LAT), Pat Weller (Hangleton & Knoll Community LAT).

Officers: Linda Beanlands (Commissioner – Community Safety), Peter Castleton (Community Safety Manager, Casework), Simon Court (Senior Lawyer) Ruth Condon (Community Safety Manager, Performance), James Rowlands (Violence Against Women and Girls Commissioner)

Apologies: Bill Gandy (Bevendean LAT) and Philip Wells (London Road Area LAT Chair)

PART ONE**24. PROCEDURAL BUSINESS****24a Declaration of Substitutes**

24.1 There were none.

24b Declarations of Interest

24.2 There were none.

24c Exclusion of the Press and Public

24.3 In accordance with section 100A of the Local Government Act 1972 ('the Act'), the Community Safety Forum considered whether the press and public should be excluded from the meeting during an item of business on the grounds that it was likely, in view of the nature of the business to be transacted or the nature of the proceedings, that if members of the press or public were present during that item, there would be disclosure to them of confidential information (as defined in section 100A(3) of the Act) or exempt information (as defined in section 100I of the Act).

24.4 **RESOLVED** - That the press and public are not excluded from the meeting.

25. MINUTES OF THE PREVIOUS MEETING

25.1 **RESOLVED** – That the minutes of the Community Safety Forum meeting held on 7 October 2013 be agreed and signed as a correct record.

26. CHAIR'S COMMUNICATIONS

26.1 There were none.

27. PUBLIC INVOLVEMENT

27.1 The Forum noted that there were no petitions, written questions, or deputations from members of the public.

28. MEMBER INVOLVEMENT

28.1 The Forum noted that there were no petitions, written questions, letters or Notices of Motion received from councillors or other members of the Forum.

29. REPORT FROM THE POLICE & CRIME PANEL

29.1 The Forum considered the minutes of meetings held on 11 October 2013 and 24 January 2014. The Chair noted that the Police and Crime Commissioner had revised the policing part of the council tax precept for 2014/15 downwards from 3.6% to 1.95%.

29.2 **RESOLVED** – That the contents of the minutes be noted.

30. CRIME TRENDS AND PERFORMANCE IN BRIGHTON & HOVE: POSITION UP TO DECEMBER 2013

30.1 The Forum considered a report of the Commissioner for Community Safety describing recent activities and progress relating to priority areas in the Brighton & Hove Community Safety, Crime Reduction and Drugs Strategy 2011-14. Graphs showing monthly crime data from April 2009 to December 2013 were provided which set recent data in the context of both longer term trends and seasonal crime cycles.

30.2 Councillor Morgan referred to paragraph 3.29 in relation to Hate Incidents and Crimes. He accepted that there was improved reporting but wondered if the recent debate on

immigration had led to an increase in figures. He asked if the BME community had been contacted regarding this matter.

- 30.3 Peter Castleton, Community Safety Manager replied that he was in contact with organisations with regard to hate crimes. There was not an underlying increase in actual incidents. People were now more likely to record crimes.
- 30.4 Councillor Barnett referred to Alcohol misuse and Alcohol-related disorder. She stressed that large stores like Tesco were selling high strength alcohol.
- 30.5 Councillor Simson considered that the local 'Sensible on Strength' scheme was a brilliant initiative. It was targeting small stores at the moment. As far as she was aware supermarkets had not been asked to be involved in the scheme at present; however, they were aware of the initiative. Street drinkers were more likely to buy single cans from small stores.
- 30.6 Councillor Simson referred to the Inspire initiative based at the Brighton Women's Centre which worked with female offenders. She asked if this initiative would receive ongoing funding. Councillor Simson asked for an update on the alcohol free pub. Councillor Simson referred to the section on anti social behaviour. She noted that the phone number for reporting anti-social behaviour was answered by the Community Safety Team. Councillor Simson asked what happened if the anti-social behaviour was reported elsewhere. Was this work linked up?
- 30.7 Councillor Simson stressed the importance of the Early Help pathway. The work was originally about young families, but it was important to work with young people. Councillor Simson asked if there had been increased reporting of 16 and 17 olds in relation to domestic violence.
- 30.8 The Commissioner for Community Safety said she did not have information to hand about the recovery café but would answer this question through the You Said We Did process. Inspire was a women offender programme. It originally had national funding and now had money confirmed for next year. The programme had been extended to East & West Sussex. This would help secure funding for the whole project beyond the coming year and would be linked to the Police and Crime Commissioner. The Early Help pathway was in the early stage of development and would focus on families and young people.
- 30.9 James Rowlands, Violence against Women and Girls Commissioner, explained that there was data relating to 16 and 17 year olds. This would be monitored and a workshop would take place in March, which would bring together local services to look at the specific issues around support for this group since the change in the national definition to include them.
- 30.10 Peter Castleton, Community Safety Manager, Casework, confirmed that there were good links between the council and a number of other services with regard to dealing with anti-social behaviour
- 30.11 Councillor Robins referred to the section on Neighbourhoods and Quality of Life. He noted that posters highlighting theft from cars were appearing on lampposts in his

neighbourhood. As a result he had received concerned emails from his constituents. Councillor Robins questioned whether the posters were helpful or causing unnecessary worry.

- 30.12 Chief Superintendent Nev Kemp explained that the purpose of the posters was to make people aware of vehicle crime hotspots and were targeted in appropriate locations. Over 50% of thefts were from unsecured vehicles. 40% of property thefts were from unsecured properties. He was open to suggestion as to how to warn people to secure their property.
- 30.13 Councillor McCafferty informed the Forum that he had had a question from a resident regarding female genital mutilation. He asked if there were any figures available on this issue. He was not sure if this practice was prevalent in the city.
- 30.14 The Violence Against Women and Girls Commissioner replied that the prevalence in the city was unknown, but information was being sought. Officers were trying to ensure that there was preventative education in schools with discussions on this issue.
- 30.15 Francis Tonks was pleased to see the improvements at the Level and noted the beneficial effect on crime figures. Mr Tonks was concerned to see an increase in racist and religiously motivated crime which was a worrying trend.
- 30.16 The Commissioner for Community Safety explained that Brighton & Hove Community Safety Partnership was one of the first partnerships to set up an anti victimisation unit declaring the unacceptability of racist crime and religiously motivated crime. Work delivered included improving the response that was given to victims, and identifying hotspots. It was important that the risks and vulnerability of victims was accurately assessed. A worrying development was targeting people for their religious beliefs. This was a very high priority.
- 30.17 Chief Superintendent Kemp stated that locally he was not aware of increased trends with one exception. There was an ongoing protest outside the Ecostream store in Western Road, involving pro Israeli and pro Palestinian groups. Most arrests involved passers by who gave the Hitler salute.
- 30.18 The Chair made the point that anti-Polish assaults had increased.
- 30.19 **RESOLVED** – (1) That the information provided in the report be noted.
- (2) That the feedback from members detailed above be noted.
- (3) That the potential for supporting crime reduction and community safety priorities within members' own organisation or local community, as detailed in the discussion above be noted.

31. REPORT OF THE EAST SUSSEX FIRE AUTHORITY

- 31.1 Councillor Simson expressed concern about the increased numbers of fires started deliberately. She asked how the Forum could work with the Fire Authority. She felt that the link had been lost.

- 31.2 Inspector Davies explained that Sussex Police received a report on intentional fires on a monthly basis. The fire authority tracked and investigated trends that were highlighted. There was a joined up approach with the police.
- 31.3 Councillor Morgan drew attention to Item 2 of the minutes of 14th February 2014 in relation to Integrated Risk Management (IRMP) Review of Prevention, Protection and Response. Councillor Morgan asked about the current situation with regard to proposals to change Hove Fire Station. He asked if there would be a report back on this matter.
- 31.4 The Chair replied that he had received an email from the Fire Authority with regard to consultation. He would find a way of bringing people together to discuss this matter further.
- 31.5 **RESOLVED** – That the contents of the minutes of the meetings held on 12th December 2013 and 14th February 2014 be noted.

32. 'YOU SAID WE DID'

- 32.1 The Commissioner for Community Safety circulated a report on actions from the Community Safety Forum held on 7th October 2013. The Commissioner explained that a report on matters raised at meetings would be brought back to the next meeting or sent out with the minutes.
- 32.2 The report informed members with regard to:
- *Sensible on Strength* – A voluntary 'Sensible on Strength' Initiative had seen over 70 alcohol retail businesses sign up to not selling beers and ciders with an ABV of 6% or over.
 - *Police Community Support Officers and mobile phones* – Confirmed that PCSO's continued to be provided with mobile phones.
 - *Independent Drug Commission* – A working Group was meeting monthly and concluding its work.
 - *Chairs meeting of Local Action Teams and sharing good practice* – A Chairs' meeting took place on 3rd December. A further Chairs' meeting was planned.
 - *Violence Against Women & Girls: Sentencing guidelines* – A Private Members Bill in Parliament is proposing that domestic violence becomes a crime type in itself and is prosecuted as such.
 - *Violence Against Women & Girls: Healthy Relationships in schools* – The Healthy Schools Programme led by Public Health is to incorporate a programme of work with children and young people which will help to promote an understanding of healthy relationships and prevent domestic and sexual violence. Ongoing work was delivered by RISE.
 - *Street Population* – A number of new initiatives are being pursued which aim to reduce risk and vulnerability within the street population. This included a new Health and Social Care Board which would seek to integrate services to those who are insecurely housed and street homeless. Emergency Assessment Centres were already meeting the needs of individuals from within the street population.

- 32.3 The Chair reported that Graham Bartlett would be appearing on TV to discuss consumption rooms.
- 32.4 Councillor Morgan referred to the item on violence against women & girls: Sentencing guidelines. He stressed that Private Members Bills did not usually become law. Councillor Morgan referred to the recent appointment of the Honorary Recorder. He asked if there could be discussions to see if the role could be more than an honorary one. There was currently an attempt to promote the confidence of people in recording crimes and better sentencing was required.
- 32.5 The Chair reported that he had held discussions with the recorder about these matters and had had a productive conversation.
- 32.6 Councillor Simson stated that she was pleased to hear that the improvements at The Level had led to a decrease of problems in the area. She noted that the work of the London Road LAT had contributed to that work.
- 32.7 **RESOLVED** – That the verbal update be noted.

33. REVIEW OF THE COMMUNITY SAFETY FORUM

- 33.1 The Forum considered a report of the Commissioner for Community Safety which proposed recommendations to improve the effectiveness of the Community Safety Forum in fulfilling its statutory responsibilities.
- 33.2 The Commissioner for Community Safety informed members that the Terms of Reference for the Forum were out of date and needed to be amended as suggested in paragraph 2.3 of the report. The report also suggested that the Forum met less frequently; possibly two or three times a year instead of 4 or 5 times as at present. This would assist members who had busy lives and help the Forum focus on its core strategies.
- 33.3 The Chair stated that the feedback from the Local Action Teams indicated that it was difficult for members of the LATs to attend Community Safety Forum meeting as well as meetings of the LATs. He invited members to comment on the proposals.
- 33.4 Derek Peacock asked how more people could be encouraged to attend the Community Safety Forum. He felt that the Chairs of various related Forums should attend these meetings and felt it was important to have a united Forum.
- 33.5 The Chair stressed that the question to ask was whether this meeting was going to make a difference. Most of the reports on the agenda were for noting other than the Terms of Reference. He considered that the Forum should meet to consider strategies and important documents. He gave the example of the City Assembly which met a couple of times a year to discuss strategic housing issues, whilst the Housing Area Panels met more frequently to discuss local housing issues.
- 33.6 Derek Peacock (Independent Advisory Group, Sussex Police) asked if the Police and Crime Plan sent out by the Police and Crime Commissioner would affect the crime

strategy. The Commissioner, Community Safety confirmed that this was the case. The work would be linked.

- 33.7 Councillor Morgan considered that there was a slight risk of fewer people attending if there were fewer meetings. Some of the meetings of the Community Safety Forum had been long. Fewer meetings could lead to even longer meetings. If there were to be only two meetings a year, then there needed to be provision for extraordinary meetings.
- 33.8 The Chair confirmed that there was provision for the Chair and the two Opposition Spokespersons to arrange a special meeting if required. In the meanwhile it had been a struggle to get key members to attend the Forum. For example, there was no fire authority representative in attendance.
- 33.9 Pat Weller (Hangleton & Knoll Community LAT) stressed the importance of the Community Safety Forum meetings. However, she noted that many of the people involved in the local LAT were retired and were not always able to attend meetings.
- 33.10 Councillor Simson suggested that the meetings could be reduced to three a year. In the meanwhile, there needed to be an investigation into why LAT chairs did not attend the Forum. A general consultation document could be sent out to members asking them for their reasons for not attending.
- 33.11 Sylvia Howell (Bevendean LAT) stated that the Community Safety Forum meetings were important to LAT members. She would agree to three meetings a year but no less.
- 33.12 Clare Tikly (Goldsmid LAT) stated that she felt that two meetings a year would be too seldom. She would welcome the opportunity to break out into smaller groups and would like the opportunity to asked questions by email in between meetings.
- 33.13 **RESOLVED** – (1) That the Forum continues to be the place which fulfils the statutory role required by the Crime and Disorder Act 1998 (as set in the report and attached appendix) making recommendations to Policy and Resources Committee for decisions on priorities and full council as necessary.
- (2) That there is an increased focus on the role of the Forum being to receive and consider strategic assessments of crime and disorder, to consult with communities and on the basis of that consultation, to agree crime reduction and safety priorities for inclusion within the three yearly Community Safety, Crime Reduction and Drugs Strategies.
- (3) That the Terms of Reference are amended to reflect:
- the abolition of the Police Authority
 - the mutual duty on the local authority and Police and Crime Commissioner to have regard to each others priorities, to co-operate to reduce crime and disorder and reduce offending and to do that in consultation with local communities
 - that minutes of the meetings of the Police and Crime Panel will be considered by the Community Safety Forum together with report backs from elected representatives to the Panel

- the Community Safety Forum as one of a number of arrangements that are in place to resolve outstanding concerns in relation to crime and disorder, referencing the role of Local Action Teams and community led Forums
- (4) That support continues to the network of Local Action Teams and community led Forums to ensure that they are most effectively integrated in the day to day work of the community safety partnership.
- (5) That the timetable of Community Safety Forum meetings is reflective of the increased focus of its core statutory duties and role on relation to the Police and Crime Panels. *This consideration will result in the meetings being reduced to three scheduled meetings a year.*
- (6) *That further feedback be sought from the Chairs of LATs regarding attendance at the Community Safety Forum meetings.*

34. CRIME REDUCTION & SAFETY PRIORITIES 2014-14

- 34.1 The Forum considered a presentation with slides from the Commissioner for Community Safety. The presentation set out an overview of priority areas for the Community Safety and Crime Reduction Strategy 2014-17. The priority areas covered People and Places, Drugs Misuse, Alcohol Misuse, Anti-Social Behaviour, Racist/Religiously Motivated Incidents, Building Resilience and Preventing Extremism, LGBT Hate Incidents, Disability Hate Incidents, Children, Young People and Families, Reducing Offending, Violence Against Women & Girls, Modern Slavery and Child Sexual Exploitation.
- 34.2 The Commissioner for Community Safety explained that a key achievement was a sustained reduction in total crime. (23,602 in 2012/13). Members were asked to agree the priority areas for 2014-17.
- 34.3 Councillor Bowden noted that the presentation did not provide comparative figures with regard to crimes. For example, he asked how the figure of 23,602 compared to other years. He was pleased that see that work would be included on helping older disabled people. With regard to drugs misuse, Councillor Bowden asked if there would be partnership working between housing, public health and the NHS with regard to mental health. Councillor Bowden made the point that BME residents had been highlighted in the section on racist/religiously motivated incidents. He stressed that newer members of the European Community were often targeted. Councillor Bowden referred to the section on Building Resilience and Preventing Extremism. He made the point that the March for England was pushing people into extremism.
- 34.4 The Commissioner for Community Safety informed members that the comparative data was provided in the Strategic Assessment of Crime & Disorder 2013 document. It was agreed that members could be sent an electronic copy of the document. It would also be placed on the Council's website. There would be a link to the document from the council website. With regard to the March for England, the law allowed peaceful protests. Drugs misuse work was led by Public Health. The Community Safety Team now sat within Public Health. Substance Misuse work would be recommissioned in 2015. The work was multi agency and involved housing and mental health services.

- 34.5 Derek Peacock referred to cyber crime and asked how it could be included in the strategy. Chief Superintendent Nev Kemp replied that Cyber Crime was included in the Sussex Police Delivery Plan. There was a fund for tackling cyber crime. The crime affected local people but was cross boundary. He was not sure if the local plan could tackle the problem. The Chair stated that this matter could be further investigated.
- 34.6 Councillor Simson stressed that it was difficult to keep people in treatment for alcohol misuse. She would like to see the detail in the strategy. Councillor Simson referred to the section on Violence Against Women & Girls. She commented that the reference to changing the behaviours of victims was the wrong language.
- 34.7 Clare Tikly (Goldsmid LAT) thanked the Commissioner for Community Safety for the presentation. Ms Tikly stated that working to a strategy would help to strengthen her role as Chair of the Goldsmid LAT. She looked forward to seeing the detail on the website.
- 34.8 Councillor Robins stated that he was saddened by casual racism, homophobia and disability abuse. He was aware that people often did not feel comfortable about reporting such behaviour and wondered if there was a case for education. The Chair replied that it was about education and a firm response when people were caught out.
- 34.9 The Commissioner for Community Safety explained that there were excellent education programmes within schools to inform children about faiths and countries of origin. Sam Beal in Children's Services was encouraging schools to be involved in these programmes. It was hoped that the new generation would think differently. What was being experienced locally was triggered by national and international events.
- 34.10 Peter Castleton, Community Safety Manager, stated that St Marks School had been the only school so far to respond to an offer of support from the Racial Harassment Forum. Peter and the Chair of the Forum, Dr Yagoub, met with the Head Teacher, the governors and staff to help and support them to engage with parents and young people when there was inappropriate behaviour.
- 34.11 Councillor Bowden agreed that it took a brave person to challenge inappropriate behaviour. He stated that inappropriate language in the city had held back women and gay people.
- 34.12 Clare Tikly asked if the local authority had an influence in non local authority schools. The Chair replied that the council did not have a direct say in government funded schools. Fortunately, all schools had agreed to work in partnership. The council had no influence on independent schools.
- 34.13 **RESOLVED** – (1) That the presentation be noted.
- (2) That the priority areas for the Community Safety and Crime Reduction Strategy 2014-17 be agreed.

The meeting concluded at 5.53pm

Signed

Chair

Dated this

day of

Report to Community Safety Forum – 9 June 2014**Subject: Crime trends and performance in
Brighton & Hove: Position up to March 2014**

Contact Officer: Name: *Ruth Condon* Tel: **29-1103**
E-mail: ruth.condon@brighton-hove.gov.uk

Wards Affected: All

1. SUMMARY AND POLICY CONTEXT:

- 1.1 This report describes recent activities and progress relating to priority areas in the [Brighton & Hove Community Safety, Crime Reduction and Drugs Strategy 2011-14](#). It also provides statistical updates for key crime groups for 2013/14, ie. April 2013 to March 2014.
- 1.2 Graphs showing monthly crime data from April 2009 to April 2014 are also provided. These set recent data in the context of both longer term trends and also seasonal crime cycles (where applicable).

2. RECOMMENDATIONS:

- (1) The Community Safety Forum notes the information provided in this report and is invited to:
 - i) Feedback on any developments from their community or organisation's experience which may help the understanding and interpretation of the data and trends contained in this report.
 - ii) Consider the potential for supporting crime reduction and community safety priorities within their own organisation or local community.

3. INFORMATION:**Total police recorded crime**

- 3.1 After seeing a long term decline, the trend in total crimes recorded by the police levelled out in 2012/13. However a downward trend is again in evidence in 2013/14 with a further 8% decline in total crimes compared with 2012/13¹. After showing an

¹ During 2012/13 national changes to the reporting of fraud and forgery meant that from Oct 2012 a large proportion of these offences were no longer reportable to the police. Omitting fraud and forgery offences to make a better comparison, total crimes have reduced by 6.7% in 2013/14 compared with 2012/13.

increase in 2012/13, theft and handling offences decreased by 5% in 2013/14 and this will have influenced the positive trend in total crimes since they make up about half of total crime.

Neighbourhoods and quality of life

- 3.2 Following a year on year decline in the number of criminal damage offences recorded by the police up to 2012/13, numbers have continued to drop in 2013/14, falling by a further 9%. Following the 'spike' in offences in November related to damage against vehicles and against dwellings noted in the previous report, numbers in the subsequent months up to March were lower than any monthly numbers for some years, although rose again in April.
- 3.3 In 2013/14 there has been an increase of 7% in the number of non-accidental fires recorded by the fire service compared with 2012/13. However, this needs to be seen in the context of particularly low numbers recorded in 2012/13. Relative to last year less serious non-accidental fires have increased in number, but more serious fires (which are fewer than less serious fires) have declined.
- 3.4 A review of Local Action Teams (LATs) has been undertaken and is near to completion. The Community Safety Projects Team has attended over 20 meetings to gain an overview of the network and common issues which they share. By working with nine LATs, different forms of online engagement have been tested to inform the review and recommend strategies. Work has taken place with five LATs on publicity materials – poster, leaflet and newsletter promotion for these groups to raise the profile of LATs locally. There have also been direct interventions with six LATs aimed at supporting them through difficulties which might have otherwise necessitated the closure of the LAT. This has given valuable insight into the dynamics and challenges in running a LAT and will inform the recommendations of the review.

Drugs Misuse

- 3.5 The nationally published figure for drug related deaths in 2012 was 22, up from 20 in 2011, but well below our target of 38 per year between 2012 and 2014. However, the DAAT local audit of the coroner's inquest files indicates a total for 2013 of between 32 and 35 deaths. Although above the national figures for 2011 and 2012, this is still below the locally agreed rolling average target for 2013 of not more than 38 drug related deaths.
- 3.6 Following the publication by the Home Office of guidance to local authorities and the police on the legal options for dealing with retail outlets that sell new psychoactive substances and drugs paraphernalia, police and trading standards have undertaken test purchasing at all of Brighton & Hove's 'head shops'. A New Psychoactive Substances Outreach Worker has been recruited and is working in a range of settings including the universities, colleges, the A&E department, young people's services, hostels and the night time economy (via Safe Space). This has contributed to the numbers entering structured treatment.
- 3.7 The Recovery Community, following the 4th UK Recovery Walk in Brighton and Hove in 2012, acquired charitable status and has made a successful bid to Public Health England for capital funding to support premises acquired in the London Road area for a peer-led recovery café/centre.
- 3.8 The Invitation to Tender for the new drugs and alcohol recovery service was published in March. The closing day for bids is 20th May and the new contract will start in April 2015.

Reducing Offending

- 3.9 Following a rise in the total number of acquisitive crimes (incl. theft/handling, burglary and robbery) over the last two years, 2013/14 showed a decrease of 4.5% compared with 2012/13. The number of domestic burglaries have shown considerable variation over the last two or three years, being at a low level during the summer/autumn of 2011, rising steadily over the next year to a peak in the winter of 2012, and broadly speaking dropping again during 2013/14 when a total of 892 were recorded.
- 3.10 There has been a long term decreasing trend in vehicle crime which was interrupted by a significant spike between Oct and Dec 2013. Numbers have since dropped again to encouragingly low levels resulting in a year end position of a 19% increase (8% increase in thefts of a vehicle and 23% increase in thefts from a vehicle), but a much improved position from earlier in the year.
- 3.11 There are significant ongoing changes to the way in which offender services are being managed within Brighton & Hove, as nationally, in response to the government's Transforming Rehabilitation programme. Surrey and Sussex Probation Trust will close on 31st May 2014 and from the 1st June will be replaced by two organisations – the National Probation Service, and the Kent, Surrey and Sussex Community Rehabilitation Company (CRC). Both will remain in public ownership until the KSSCRC is subject to share sale. This is likely to happen in the autumn or winter of 2014. The CRC will manage the bulk of offender services including those in the Integrated Offender Management scheme, and will be open to competitive tender in late 2014. A further example of services being provided on a wider geographical basis is the Inspire service for women offenders which, from April 2014 was extended to include East and West Sussex.
- 3.12 Partnership work aimed at stopping reoffending and tackling the underlying reasons behind offending is ongoing. Sussex was selected as one of 10 national sites for the expansion of these Liaison and Diversion services. As a consequence the hours of operation of its service in police custody suites has been increased, the service is open to clients attending voluntarily and there are support workers to help enable clients to access the services they need to help address offending.

Alcohol Misuse and Alcohol-related Disorder

- 3.13 Alcohol-related hospital admissions were on an upward trend from the beginning of 2010 until October 2011, but this trend has reversed since then. Numbers recorded in 2012/13 were 9% lower than in 2011/12 and show a further decline of 10% in the first eleven months of 2013/14 compared with 2012/13.
- 3.14 There were 1,458 police recorded crimes of injury violence in 2013/14, 8% below 2012/13. This is a good result, following a slight increase in these crimes which occurred in the year 2012/13 compared with 2011/12.
- 3.15 A subgroup of the Alcohol Programme Board is meeting to review funding of measures to address the impact of alcohol in the night time economy. Subjects under discussion will include taxi marshals, late night levy for licensed premises, the provision of the 'Safe Space' service, etc. Alcohol-related problems in the nighttime economy are exacerbated by 'preloading' on cheaper alcohol prior to heading into the centre of town. This is having the effect of spreading alcohol-related problems both over a wider time period and location. Alcohol issues relating to students have been reported by the University of Sussex to the Alcohol Programme Board. The Board has representation from a wide number of agencies, enabling good partnership responses to manage problems such as these.

- 3.16 Health Visitors from the Sure Start Children's Centres undertake an initial family health assessment which routinely involves questions around alcohol consumption. This assessment is currently offered antenatally and from 2014 all families will be offered a further full family health assessment when the baby is one year old with routinely asked questions about alcohol use.

Anti-Social Behaviour

- 3.17 In 2013/14 there were 13,592 incidents of anti-social behaviour recorded by the police, 11% fewer than in 2012/13.
- 3.18 The dedicated duty line for reporting anti-social behaviour and hate incidents/crimes has been running since May 2012 (01273 292735 or communitysafety.casework@brighton-hove.gov.uk). In 2013/14 there were 635 calls to the duty line; 434 of those related to ASB, 66 to race, 16 to disability, 26 to sexual orientation, 5 to religion, 2 to gender identity and 86 others. Over this same period there were 169 new cases for the Casework Team.
- 3.19 An emerging focal point for anti-social behaviour has been around commercial premises being used by squatters where there have been problems of noise, other anti-social behaviour and criminality. Guidance has been drafted with relevant stakeholders to ensure work is undertaken collaboratively and problems are addressed at an early stage.
- 3.20 There have also been anti-social behaviour issues associated with communal areas in council housing which have tended to be perpetrated by non-residents. The council housing team is working together with the police and the Community Safety Team to find a way to manage these problems and the expectations of local communities. The risk that displaced squatters may become members of the street community also needs to be managed.

Children, Young People and Families

- 3.21 Police-recorded crimes against young people aged under 18 have reduced year on year for the last three years with 2013/14 showing a further reduction of 13% compared with 2012/13.
- 3.22 The number of young people aged 10-17 entering the criminal justice system for the first time decreased from 92 in 2011/12 to 81 in 2012/13 (national published data). Local responses to new legislation at the beginning of 2013/14 are thought to have contributed to an increase seen in interim local data in the first half of 2013/14, but it seems that numbers have stabilised during the second half of the year.
- 3.23 There has been an upward trend in the percentage of young offenders who reoffend in Brighton & Hove (latest data for the 2011 cohort of young offenders). Two initiatives (the 'Do Something Different', and 'Leap' programmes), which seek to involve the young people in address problem issues and promote behavioural change, are being piloted over the next few months.
- 3.24 The Youth Early Help pathway continues to provide a joined up process to ensure that all relevant agencies are involved at the earliest stage to identify and reduce risk factors for young people. The Youth Service has worked with 2,177 young people aged 13-19 who have engaged 4 or more times in 2013/14, most of whom have been referred via the Early Help pathway. Young people's progress on 'soft skills' during the course of their engagement with the Youth Service is measured and in 2013/14 92% showed an improvement.

Domestic Violence and Abuse

- 3.25 In 2013/14 there were 3,668 domestic violence crimes and incidents (1,075 of which were crimes and 2,593 were incidents) recorded on the police crime database, which compares to 3,525 in 2012/13. The national and local definition of domestic violence was amended in April 2013 to include 16 and 17 year olds. While the number of domestic violence incidents has shown a 13% increase during 2013/14, the number of crimes has actually dropped by the same percentage. Across Sussex the process around the conversion of domestic violence reports to the police into recorded crimes (where applicable) is being examined. Work is currently ongoing to look at cases where domestic crimes have not resulted in a criminal justice outcome, and to remedy any shortcomings.
- 3.26 However, the numbers of finalised prosecutions for domestic violence, as well as those resulting in a conviction, have increased in 2013/14 compared with 2012/13 and the success rate of 73% is roughly in line with the national average. Where court outcomes have been unsuccessful, the most common reason is 'discontinuance' or 'offer no evidence', and is often related to victim's participation and support for the prosecution process. We need to take advantage of critical opportunities for interventions to support victims' continued engagement.

Sexual Violence and Abuse

- 3.27 The number of police recorded sexual offences in 2013/14 was 382, and this compares with 366 recorded in 2012/13, with serious sexual offences increasing more than less serious offences. The increase should be seen in a positive light since sexual offences are an under-recorded crime and by reporting incidents victims have access to services which can support them and offenders can be deterred.
- 3.28 Partnership work is being taken forward to look at the circumstances and risks associated with young people going missing. The aim is to circumvent the potential for child sexual exploitation and other such risks.

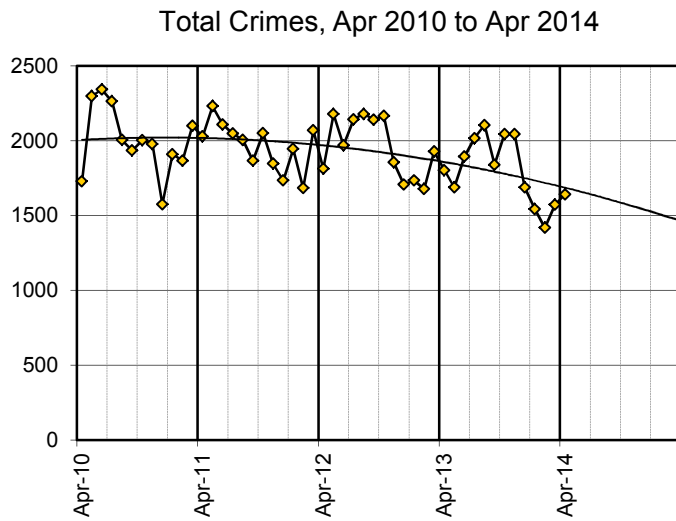
Hate Incidents and Crimes

- 3.29 Sussex Police have been undertaking staff training and other work to improve procedures for recording hate crimes and incidents on their crime/incident recording system. The police recorded 188 racist and religiously motivated incidents and crimes in 2013/14 compared with 164 in 2012/13. The respective figures for homophobic incidents and crimes recorded by the police were 85 in 2013/14 compared with 65 in 2012/13. The number of police recorded hate crimes and incidents motivated by gender identity (transphobic) have risen from 3 in 2012/13 to 13 in 2013/14. These increases are likely to have been influenced by improved police recording procedures and administrative changes.
- 3.30 In response to community concerns around the March for England, briefing meetings were held with BME, faith, refugee, LGBT communities to inform them of the policing plan for the day and address their safety concerns. Police teams worked with businesses that were likely to be affected by the route of the march and the licensing team worked with licensed venues to improve safety and reduce the likely impact. Taking on board feedback from meetings with communities, information was produced about the event in advance and was widely disseminated. Community members were also invited to observe the policing on the day of the march.
- 3.31 Although the number of racist or religiously motivated incidents recorded by the police has increased, the number of incidents reported to the Community Safety Casework Team has dropped off recently. To address this and to overall improve reporting of RRMI, the Team are planning to work with BME, faith and refugee communities and organisations to increase awareness, trust and confidence. This

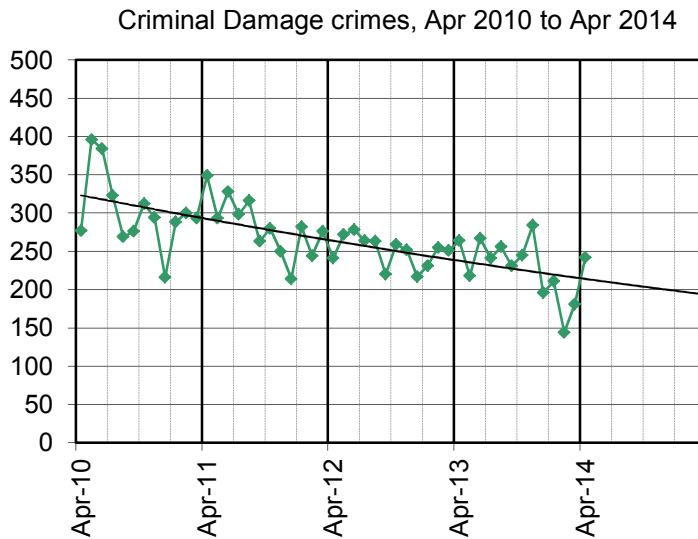
will hopefully improve reporting from marginalised groups including travellers with whom work has already begun and improve access to casework and other services.

- 3.32 Opportunities to engage, for example through the International Day Against Homophobia, Biphobia and Transphobia (IDAHOBIT), with LGBT community groups have been taken to address safety needs and to improve trust and confidence and encourage reporting.
- 3.33 A 'feedback and update event' being undertaken by the Trans Alliance Group is being supported so that developments and information resulting from the Trans Scrutiny work can be shared.
- 3.34 The police have recorded 15 disability hate crimes and incidents in 2013/14; this compares with 12 recorded in 2012/13, but the number reported to the Community Safety Casework Team in 2013/14 has dropped. A successful partnership campaign to raise awareness, improve confidence and reporting of disability hate incidents, increase access to service, and overall safety of people with learning disabilities has been running during 2013/14. Easy read information and publicity about the unacceptability of hate incidents and encouraging reporting from disabled people and carers have been promoted through a variety of mediums across the city. Although the campaign has been successful in raising awareness much work still needs to be done to improve reporting. The Disability Hate Incident Steering Group will look at the impact of the campaign with a view to make adjustments and implement feedback provided by disabled people, their families, carers and other professionals.

Crime trends up to April 2014 (monthly data)²



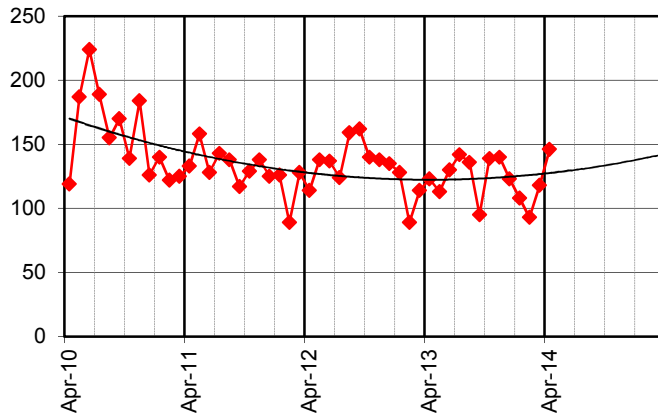
3.35 The number of crimes recorded by the police has continued to demonstrate a seasonal pattern with higher numbers the summer than the winter months. In general numbers in 2013/14 have been lower than in 2012/13, with numbers in the winter months reaching particularly low levels in comparison with previous years.



3.36 The long term downward trend in criminal damage continues. Feb and Mar 2014 experienced particularly low numbers.

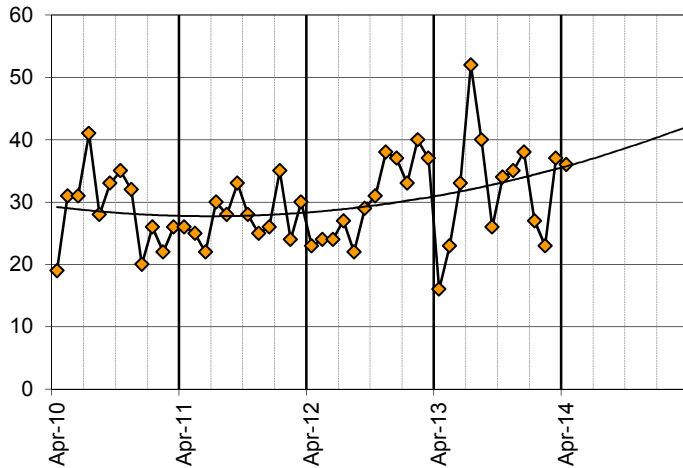
² Trend lines are based on the best fitting 2nd order polynomial curve

All Injury Violence
Apr 2010 to Apr 2014



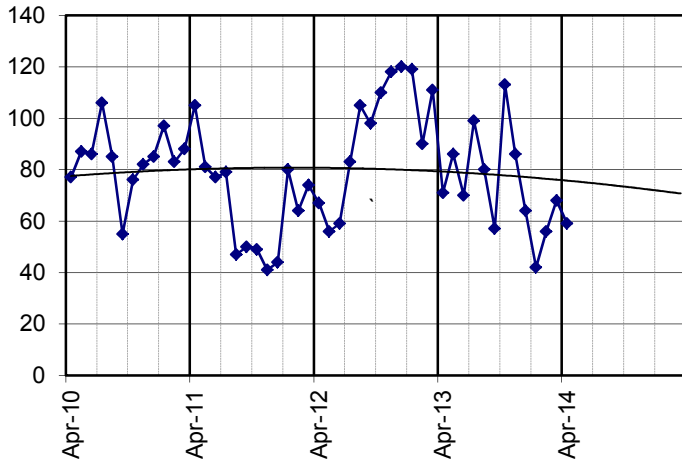
3.37 The overall trend in injury violence continues to fall slightly, although the number in Apr 2014 has risen again, perhaps in line with seasonal expectations.

Sexual Offences Apr 2010 - Apr 2014



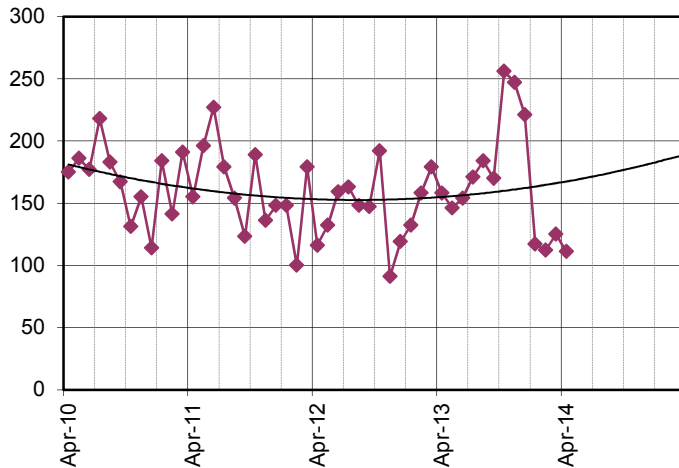
3.38 The sexual offences data in the first half of 2013/14, show considerable fluctuation which is likely to be a result of delayed data entry linked to the implementation of the new police crime management system. Numbers since then seem to have stabilised between about 25 to 35 per month.

Domestic Burglary, Apr 2010 to Apr 2014



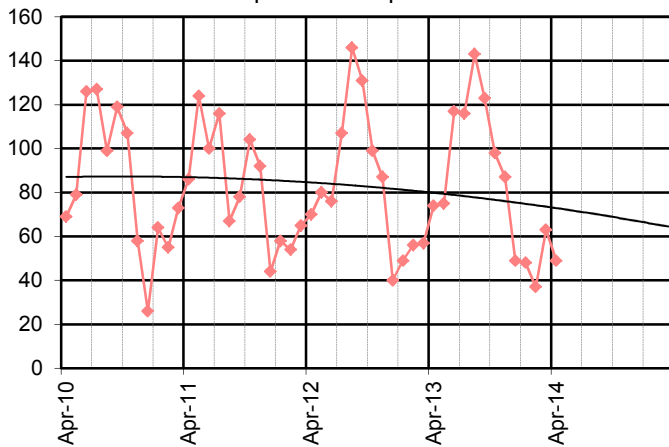
3.39 Broadly speaking the number of domestic burglaries per month showed a declining trend during 2013/14 from a peak observed at around the end of 2012. The average number (about 60 per month) in the most recent few months are on average about half of the number experienced 12 months before (about 120)

Vehicle Crime, Apr 2010 to Apr 2014



3.40 The number of vehicle crimes have been on a long term decline. However, particularly high numbers between Oct and Dec were observed, reflecting a sharp rise in thefts from motor vehicles, although numbers in the last four months have resumed a relatively low level.

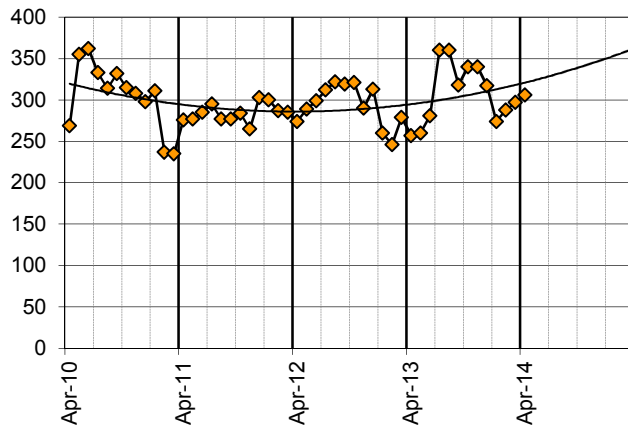
Theft of a Pedal Cycle, Apr 2010 to Apr 2014



3.41 A strong seasonal pattern in cycle thefts continues and is linked to those months when more people tend to cycle. The trend in 2013/14 is broadly similar to that in 2012/13.

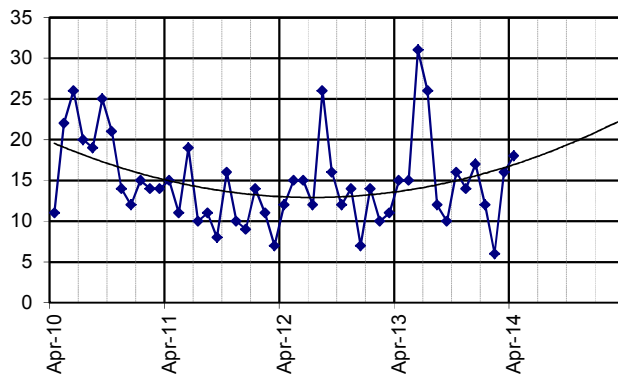
Police crime data presented in this report only reflect those crimes which are reported and recorded. There is likely to be a level of underreporting in many crime types. However, domestic violence and the hate crimes on this page may be particularly liable to underreporting.

Domestic Violence Crimes and Incidents
Apr 2010 - Apr 2014



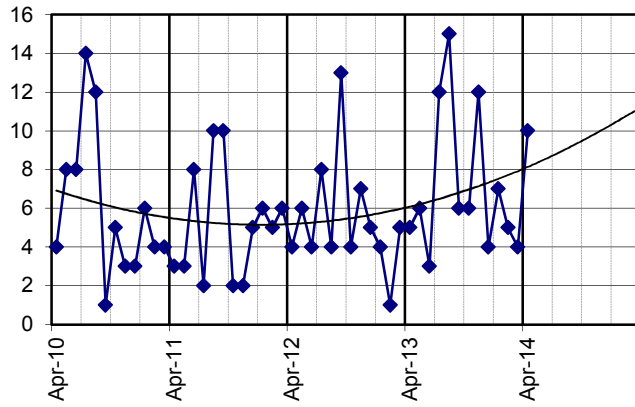
3.42 The number of police recorded domestic violence incidents and crimes between Jul and Dec 2013 were heightened compare to the preceding three years. There may have been some delayed data entry for incidents which occurred during May and June. The trend in the number of crimes has tended towards a slight decline over the last year.

Racist Crimes and Incidents (police crime database),
Apr 2010 to Apr 2014



3.43 After a rise in the number of racist crimes and incidents in June and July 2013, numbers in the most recent five months have returned to a level more typically observed over the last two years.

Homophobic crimes and crime-related
Incidents (police crime database),
Apr 2010 to Apr 2014



3.44 The number of police-recorded homophobic crimes and incidents rose in 2012/13 and compared with 2011/12. There was a particular increase in July and Aug 2013, but numbers have shown a downwards trend since then.

Crime statistics 2013/14: position at end March 2014

	number of crimes Apr 12-Mar 13	number of crimes Apr 13-Mar 14	rank within 15 bench-marked CSPs ³
Police recorded crimes			
Total Crimes	23541	21616	7
Criminal Damage	3004	2735	9
Injury Violence	1581	1458	3
Sexual Offences	366	382	n/a ⁴
Domestic Burglary	1136	892	3
Theft from/of a Motor Vehicle	1738	2059	4
Theft and handling (excl. motor vehicle theft)	11549	10920	10
Pedal Cycle Theft	999	1028	9
Police recorded crimes and crime-related incidents			
Domestic Violence Crimes and Incidents ⁵	3525	3668	n/a
Racist Crimes and Incidents	164	188	n/a
Homophobic Crimes and Incidents	65	85	n/a
Transphobic Crimes and Incidents	3	13	n/a
Disability Hate Crimes and Incidents	12	15	n/a

³ Brighton & Hove is matched for comparative purposes with 14 other Community Safety Partnerships (CSPs) according to a range of socio-demographic and geographic variables. A rank of 1 is the best; 15 is the worst; 8 is the middle position. Data reflect the ranking for the most recent three month period.

⁴ Because sexual offences, DV and hate crimes are subject to underreporting and local work is being undertaken to increase reporting of these crimes, it is not appropriate to judge performance in comparison with other Community Safety Partnerships based on the number of police recorded crimes.

⁵ This includes incidents where the victim is of any age, not just 16 and over as in the national definition, so will be a slight overestimate.